



SDF
Doors

Sustainable Designed Fiberboard

ROGUE VALLEY
Door

Rogue Valley Door
SDF French Door
Model: 510 Primed SDF

Sustainable Designed Fiberboard Door Designs

Doors are a major design element of a home, and they must be aesthetically pleasing as well as functional and efficient. With this in mind, Rogue Valley Door is proud to introduce a line of beautiful, highly functional and highly efficient doors made of Sustainable Designed Fiberboard (SDF). RVD's SDF Doors feature the newest medium density fiberboard offering manufacturers, designers, specifiers and home owners an affordable door engineered for the planet.

Featuring Rogue Valley Door's Stile and Rail Construction

Rogue Valley Door's remarkable SDF doors feature the time-tested Stile and Rail Construction, providing our designs with greater flexibility, more details and maximum stability.

Rogue Valley Door SDF Doors are built with a time-tested Stile and Rail construction using separate components that are designed to fit and work together, offering great design flexibility, more architectural details and stability that will last lifetimes.



Panels fit squarely into frame grooves, making Rogue Valley Door's Stile and Rail door construction superior to simulated, stamped or hollow-core doors.

Glass Treatments

Standard Options

Select from more than two dozen Standard Glass Options to give your SDF Door the unique style and function that your home deserves.

Glass lites in Sustainable Designed Fiberboard (SDF) doors are coated with a micro-thin protective coating. This coating eliminates the labor-intensive job of masking off individual lites of glass. After painting, the film can be quickly and easily peeled off, leaving the glass surface beneath sparkling clean and free of scratches.


** These glass treatments are NOT recommended for Multi Lite Doors.*

More Information


For more information about Rogue Valley Door, the endless possibilities of Custom Door Designs and our Door Design Collection, please ask for our new catalog.



White Laminate



Satin




Clear



Mist Lite*



Monumental



Grey




Delta Frost




Rain



Seedy Baroque



Bronze



Reeded*




Bevel



Evergreen



Obscure-P516



Glue Chip



Bamboo*




Double Glue Chip



Heavy Water




Taffeta




Solar Bronze



Cross Reed*



Sycamore



IG w/White GBG




IG w/Bronze

French Door Designs

Rogue Valley Door's SDF French Doors are available in a number of styles to fit your home decor. French Door designs are an excellent way to add style and elegance to your home. With Rogue Valley Door's collection of SDF French Doors, you'll find style, elegance and durability are more affordable than ever.

All Rogue Valley Door SDF doors are factory-painted with quality primer, making them easier to paint than other wood doors.

**1501 Primed SDF
Shown with Seedy Baroque**





1501
PRIMED SDF



1508
PRIMED SDF



1509
PRIMED SDF



1510
PRIMED SDF



1505
PRIMED SDF
Shown with Square Sticking



1515
PRIMED SDF



1532
PRIMED SDF



510
PRIMED SDF



1510 Primed SDF



644 A
PRIMED SDF



982
PRIMED SDF



318
PRIMED SDF



944
PRIMED SDF



182 Primed SDF
Shown with Pinnacle Raised Mouldings
and Seedy Baroque Glass



832
PRIMED SDF
Shown with Square Sticking



2943
PRIMED SDF



182
PRIMED SDF
Shown with Pinnacle Raised Mouldings



382
PRIMED SDF

Sash Door Designs

Select a Sash Door from Rogue Valley Door's SDF designs and you will have a door that offers long lasting beauty and prestige at a price that you can afford.

Each SDF Door by Rogue Valley Door is handcrafted from MDF materials with true Stile and Rail construction. Stile and Rail construction allows for aesthetically-pleasing sight lines, infinite design possibilities and a variety of glass options.

**1505 Primed SDF
Shown with Square Sticking**





Door Design 4910
Shown in Mahogany
with Heavy Water Glass

Rogue Valley Door

Much More Than SDF Doors

Since its beginning in 1985, Rogue Valley Door has grown into America's largest builder of wood doors. Today, our master craftsmen utilize the finest American materials, state-of-the-art milling technology and our 350,000 square foot facility to produce the best doors in the world.

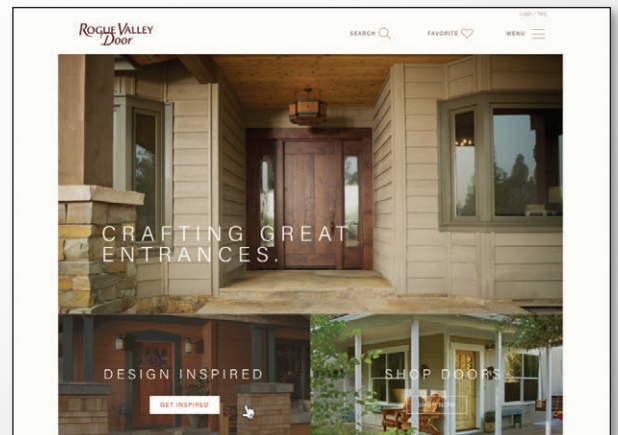
Rogue Valley Door custom doors and door designs are solid, distinctive, and carefully crafted. Customize a design to your liking or choose from a variety of softwoods, hardwoods, and MDF treatments in traditional and contemporary styles.

Rogue Valley Door is a small company with a big heart and an even bigger imagination. We consider our craftsmen artists, we believe in precision and perfection and we are environmentally responsible.



The mark of responsible forestry

Take a minute to visit us online at www.roguevalleydoor.com.



Panel Door Designs

Create a designer look by installing matching interior panel doors throughout your home with complementary mouldings and trim. Rogue Valley SDF Panel Doors are the perfect choice because they are crafted in a variety of architectural styles to include ornate beaded panel style or the simple, rustic look of square “sticking.”

Rogue Valley Door SDF Doors are a practical way to add style, value and comfort to your home.



8020
PRIMED SDF



82
PRIMED SDF



30
PRIMED SDF
Shown with Pinnacle Raised Mouldings



8020 Primed SDF



44
PRIMED SDF



8055
PRIMED SDF



8055 Primed SDF



85
PRIMED SDF



54
PRIMED SDF



66
PRIMED SDF



8033
PRIMED SDF



40
PRIMED SDF



8082 A
PRIMED SDF



94
PRIMED SDF



83
PRIMED SDF



45
PRIMED SDF



93
PRIMED SDF



92
PRIMED SDF
Shown with Pinnacle Raised Mouldings



91
PRIMED SDF



64
PRIMED SDF



86
PRIMED SDF



2582
PRIMED SDF
Shown with Pinnacle Raised Mouldings



8030
PRIMED SDF




20
PRIMED SDF



8082
PRIMED SDF



8054
PRIMED SDF



82 HRP Primed SDF

Door Profiles

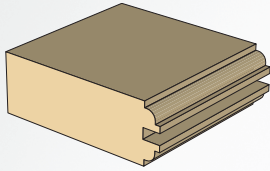
Sticking/Panel Profile Options

SDF Doors are available in a variety of sticking patterns and panels raises. From elegant raised mouldings to a simple shaker-style flat-panel door, Rogue Valley Door has a door to fit your home's decor. Below is a list of some of the available profiles. For a complete list, please visit our website at www.RogueValleyDoor.com.

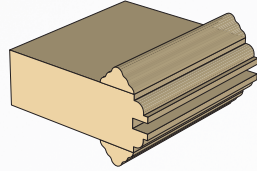
1/4" TONGUE

STICKING

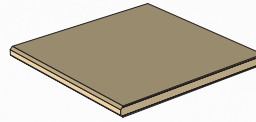
PANEL



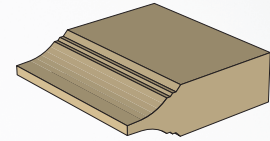
1-3/8" OVOLO



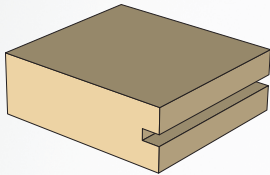
1-3/8" OVOLO FM



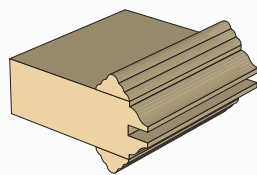
1/4" FLAT



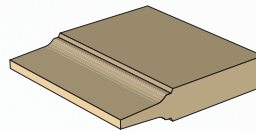
1-3/8" TRP



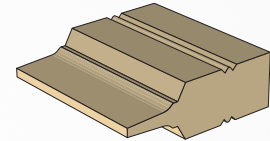
1-3/8" SQUARE



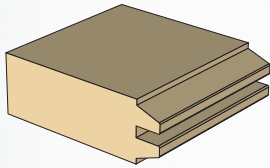
1-3/8" OGEE FM



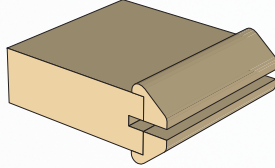
3/4" HRP



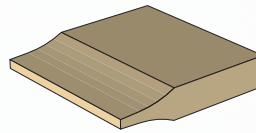
1-1/8" HRP BEADED



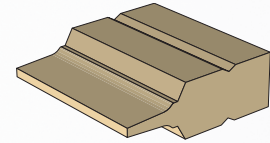
1-3/8" BEVEL



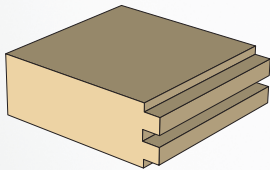
1-3/8" CRAFTSMAN RM



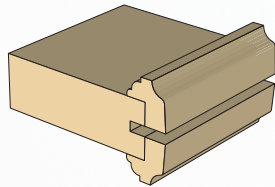
3/4" SRP



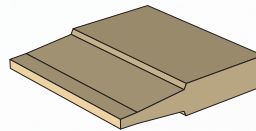
1-1/8" HRP TRUE V



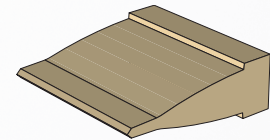
1-3/8" STEP



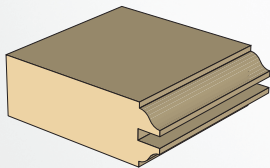
1-3/8" RAISED MOULDING RM



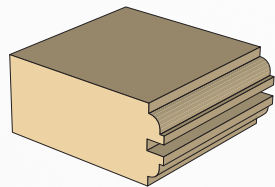
3/4" MRP



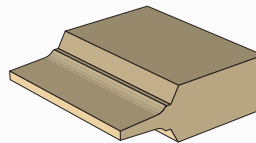
1-1/8" ARP



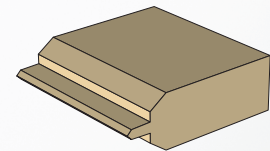
1-3/8" OGEE



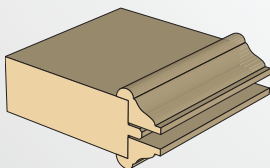
1-3/4" OVOLO



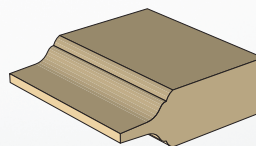
1-1/8" HRP



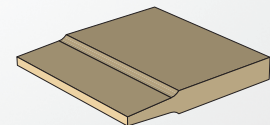
1-1/8" PRP**



1-3/8" PINNACLE RM



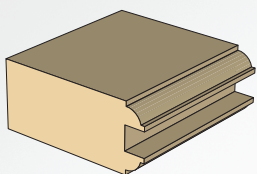
1-3/8" CRP



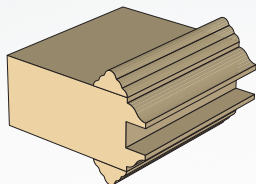
9/16" BRP

STICKING

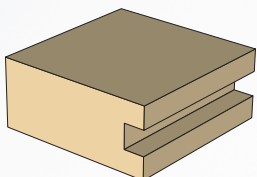
PANEL



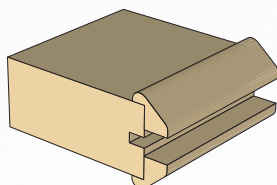
1-3/4" MOD OVOLO



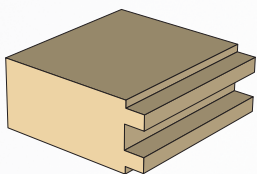
1-3/4" OGEE FM*



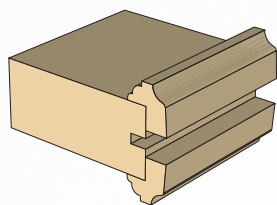
1-3/4" SQUARE



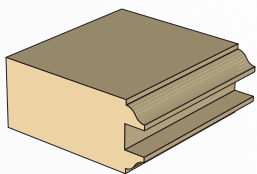
1-3/4" CRAFTSMAN RM



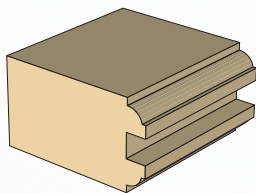
1-3/4" STEP



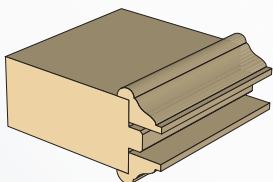
1-3/4" RM



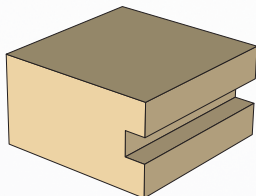
1-3/4" OGEE*



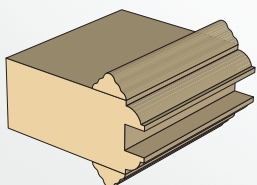
2-1/4" MOD OVOLO



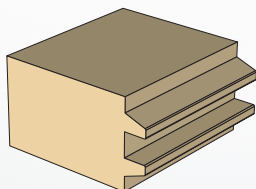
1-3/4" PINNACLE RM



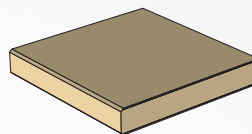
2-1/4" SQUARE



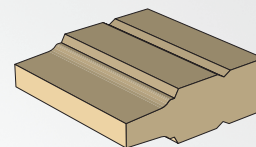
1-3/4" MOD OVOLO FM



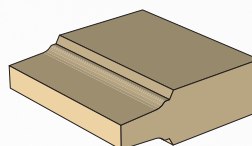
2-1/4" BEVEL



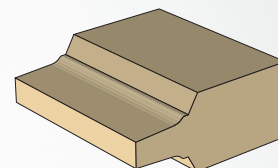
5/8" FLAT



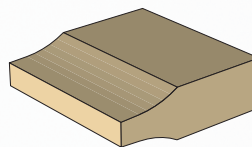
1-3/8" HRP TRUE V



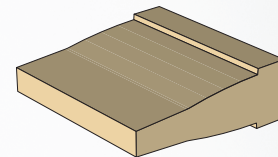
1-3/8" HRP



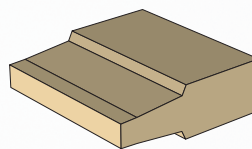
1-3/4" HRP



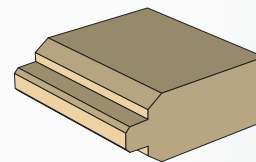
1-3/8" SRP



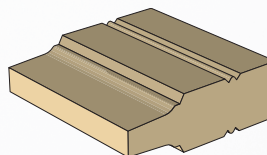
1-3/8" ARP 2



1-3/8" MRP



1-5/8" PRP 2**



1-3/8" MRP BEADED

* Not Available in Shapes

** Not Available with Raised Mouldings

Rogue Valley Door's Commitment

Energy, Environment & Economy

Our local choices truly have global consequences. Wood is the product of sunlight, earth, air and water—all natural elements. The responsible growth, harvest, processing and re-growth of wood fiber for building materials are the most benign path to a sustainable future. Rogue Valley Door supports realistic environmental practices and sustainable forestry management. Rogue Valley Door will continue to be environmentally sensitive not only in the wood products we use, but also as corporate citizens.

ENERGY

Wood is the only building material that is largely energy self-sufficient in its manufacture—the only material that builds itself. By weight, wood remains our number one industrial raw material, accounting for 47 percent of consumption, but for only 4 percent of the total energy embodied in the manufacture of raw materials.

Steel, on the same basis, accounts for just 23 percent of raw material while consuming 48 percent of the total energy input. Steel's energy input is largely in the form of mining and burning coal—nonrenewable processes—while the primary energy input for wood is from solar energy.



pound of wood absorbs 1.47 pounds of carbon dioxide and releases 1.07 pounds of oxygen.

ECONOMY

Ten years ago, Rogue Valley Door converted our door manufacturing processes from the use of solid wood door parts to veneered door parts. Sixty-two percent of the board footage in a six-panel door is made as veneered parts. Rogue Valley Door depends on old growth Douglas Fir, as its source of veneer for these door parts. Twenty years ago, we would have made the stile in that door with a 2x5x82" solid clear vertical grain piece of Douglas Fir. That same piece of 2x5x82" clear vertical grain Douglas Fir now yields approximately 22 to 24 pieces of veneer that is sliced to 1/16." Rogue Valley Door utilizes slicing as opposed to sawing, which means there is no waste due to sawdust.

ENVIRONMENT

Almost three billion trees are planted in America's forestlands each year. Our forest growth now exceeds removals by 37 percent.

Another environmental plus for wood is its impact on the global carbon cycle. Many scientists contend that rising levels of carbon are leading to global warming. Growing wood fiber in your working forests is very beneficial to the balance of carbon in the atmosphere. The growth of one



The mark of responsible forestry

Forest Stewardship Council's (FSC) mission is to promote and enhance well-managed forests through credible certification that is environmentally responsible, socially acceptable, and economically viable. Rogue Valley Door's FSC certification ensures our wood doors were made using only legally harvested wood, from sustainable forests.

ROGUE VALLEY Door

America's largest builder of wood doors.

www.roguevalleydoor.com